


SUPERIOR
ALUMINUM PRODUCTS

SERIES 9P


PICKET RAILING

Meets OSHA, ADA, and ICC safety criteria



SERIES 9P

No brackets
on level railing!



BLACK

WHITE

DARK
BRONZE

SANDSTONE

GRAY


Series 9P picket railing on an office step,
featuring Series 5 pipe handrail

AVAILABLE
WITH PIPE
HANDRAIL!



Series 9P railing on a multi-family project

Machined post openings are available for 2.5" and 4" square posts.



Series 9P picket railing on a multi-family porch

STYLE A Standard Top Rail

STYLE B Open Double Top Rail

STYLE C Double Top Rail with through pickets



PICKET RAILING

APPLICATIONS



**Multi-family
balcony railing**

Decks & porches



**Educational
facilities**



**Municipal
facilities**



1. Does aluminum railing rust?

Aluminum is a popular metal for railing because of its rust-resistant properties. Most other railing materials will corrode, rust, or warp over time. The strength and durability of an aluminum railing makes it an attractive option for any outdoor application.

2. What are the benefits of aluminum railing?

Aluminum is arguably the preferred material for outdoor railing applications because of its durability and low-maintenance care.

3. How long do aluminum railings last?

One of the most important properties of aluminum railing is its durability. An aluminum railing system can last decades with little maintenance required. Other railing materials may require frequent re-painting, coating, cleaning, and ultimately a full replacement system.

4. When is railing required on a porch?

Depending on the installation location of your railing, different height restrictions apply. Residential locations (where railing is generally installed closer to the ground) such as a home only require railings to be 36" high (and only is required by code if the drop is over 30"). In a commercial application such as an apartment building or hotel, code requirements state that a railing should be at least 42" high. These measurements are to be taken from the ground to the top of the railing. Of course, some people simply prefer the aesthetic of railing on a porch even if it's not required!

5. How much does aluminum railing cost?

Each Superior Aluminum railing is customized to meet the exact specifications of your project. This means no two jobs are the same, and you get exactly what you need. Our lowest cost railing system is Series 6E, while Series 9P is our most popular square picket railing for residential and commercial applications as well as having a medium price point. For a premium aesthetic and product, Series 9C and 9M will elevate your look but carry the highest price points.

FAQS

SUPERIOR Architectural Aluminum Railing




Component Parts


Rails



Tubing



Cast Fittings



RAILS

- 9003 Bott. Rail (Sq. Hole), 1⁵/₈" w x 3/4" h, 18' Lgth.
- 9004 Bott. Rail (1³/₁₆" Rect. Hole), 1⁵/₈" w x 3/4" h, 18' Lgth.
- 9005 Top Rail - 2" w x 1⁵/₈" h, 18' & 24' Lgths.
- 9006 Bott. Rail (1⁷/₁₆" Rect. Hole), 1⁵/₈" w x 3/4" h, 18' Lgth.
- 9007 Screw Cover (For Top & Bott. Rail), 18' Lgth.
- 9009 Bott. Rail (1¹/₂" Rect. Hole), 18' Lgth.

TUBING

- 380 4" Sq. - 16' Lgth.
- 990 2¹/₂" Sq. - 18' Lgth.
- 9290 2¹/₂" w x 4¹/₂" h - 260" Lgth.

CAST FITTINGS

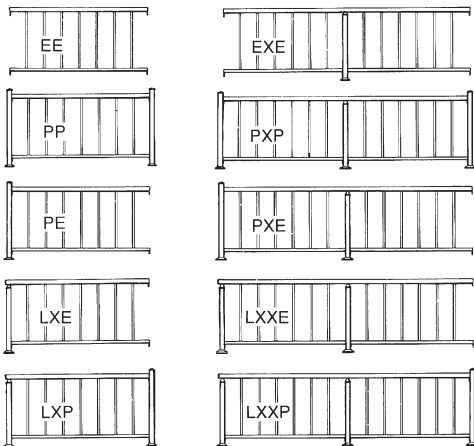
- 730 Cap for 4" Post
- 906 17" Heart Scroll
- 908 Picket Collar
- 913 Internal splice for #905 Top Rail
- 914 Post Ball Cap for 4" Post with 4" Diameter Ball
- 921 3/4" Square Picket Base
- 922 3/4" x 1¹/₂" Picket Base
- 923 Rail Wedge
- 924 Rail Tab

- 925 6" Round Column Adapter
- 926 8" Round Column Adapter
- 929 Cast "X" Insert (4" Opening)
- 929F Cast "X" Insert (4" Opening)
- 930 Cast Picket Spear - 4" High
- 9033T 2-Way Swivel Bracket - 2"
- 935 3³/₄" OD Double Ring
- 936 Hanging Rail "L" Brkt. - 2¹/₂" x 5" x 1/4"
- 9036 Hanging Rail "L" Brkt. - 2¹/₂" x 5" x 3/8"
- 937 3³/₄" Cast Diamond
- 9039T Adj. End Fitting (for 905)
- 940 End Brkt. for Top & Bottom Rail
- 940B End Brkt. for #903 Bottom Rail
- 941 17" Cast "Fleur De-Lis" Insert
- 943 Post Ball Cap for 4" Post with 2¹/₂" Diameter Ball
- 9047B Adj. End Fitting Bottom
- 950 Cap for 2¹/₂" Post
- 951 Post Ball Cap for 2¹/₂" Post
- 9053B 2-Way Swivel Bottom
- 9054B Horiz. Swivel Brkt. Bottom

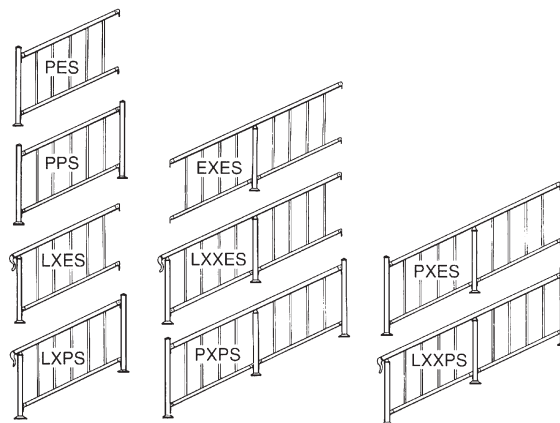
- 9056 Vertical Swivel Bottom
- 958 Angle Ramp Plate
- 9059 Vertical Swivel Top 2" w
- 965 Crossover Cap for 2¹/₂" Post
- 966 Crossover Cap for 2¹/₂" Post (Flat)
- 9069T Horiz. Swivel Brkt. Top - 2" w
- 970 Angle Crossover Cap for 2¹/₂" Step Post
- 971 Crossover Cap for 4" Post
- 978L Wall Return - LH for #905 Top Rail
- 978R Wall Return - RH for #905 Top Rail
- 979 End Cap for #905 Top Rail
- 9081 End Cap for Bottom Rail
- 985 Wall Brkt. for Handrail
- 986 Lambs Tongue for #905 Top Rail
- 988 90° Double Swivel for #905 Top Rail
- 992 Post Finial for 2¹/₂" Post
- 993 Cast Rose Snap-on Picket Insert
- 994 Cast Grape Snap-on Picket Insert
- 995 Cast Oak Snap-on Picket Insert
- 997 Cast "X" Insert (6" Opening)

Design Selections

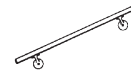
Straight Rails



Step Rails



Hand Rail System




Component Parts

Post/Pickets



Bases



FASTENERS

- 310 Rail Tab Screw
- 321 Self Drilling Screw #8
- 911 Picket Screws
- 912 Rail Bracket Binder Bolt
- 915 Post Bracket Rivet 5/32"

POSTS & PICKETS

- 9B ___ Picket 3/4" Sq.- 4 1/2" Centers
- 9C ___ Picket 3/4" Sq.- 6" Centers
- 9D ___ Picket 3/4" x 1 1/2"
- 90 ___ Wall Plate
- 91 ___ End Post (Brackets)
- 91M ___ End Post (Machined Openings)
- 92 ___ Swivel Post

- 93 ___ Crossover Post (Brackets)
- 93M ___ Crossover Post (Machined Openings)
- 94 ___ Bottom Step Post
- 95 ___ Section Post (Brackets)
- 95M ___ Section Post (Machined Openings)
- 96 ___ Top Step Straight Post (Brackets)
- 96M ___ Top Step Straight Post (Machined Openings)
- 97 ___ Intermediate Step Post
- 98 ___ Corner Post (Brackets)
- 98M ___ Corner Post (Machined Openings)
- 99 ___ Top Step Corner Post (Brackets)
- 99M ___ Top Step Corner Post (Machined Openings)

Specify Railing Height:
32", 36", 42" or 48"

BASES

- 917 Wedge Base for 4" Post
- 920 2 1/2" Slip Over Base
- 957 Wedge Base for 2 1/2" Post
- 972 Heavy-Duty Base for 4" Post
- 973 Heavy-Duty Base for 2 1/2" Post
- 973ES Heavy-Duty Base for 2 1/2" Post Short
- 975 Side Mount Brkt. for 2 1/2" Post
- 976 Corner Side Mount Brkt. for 2 1/2" Post

SUPERIOR

ALUMINUM PRODUCTS

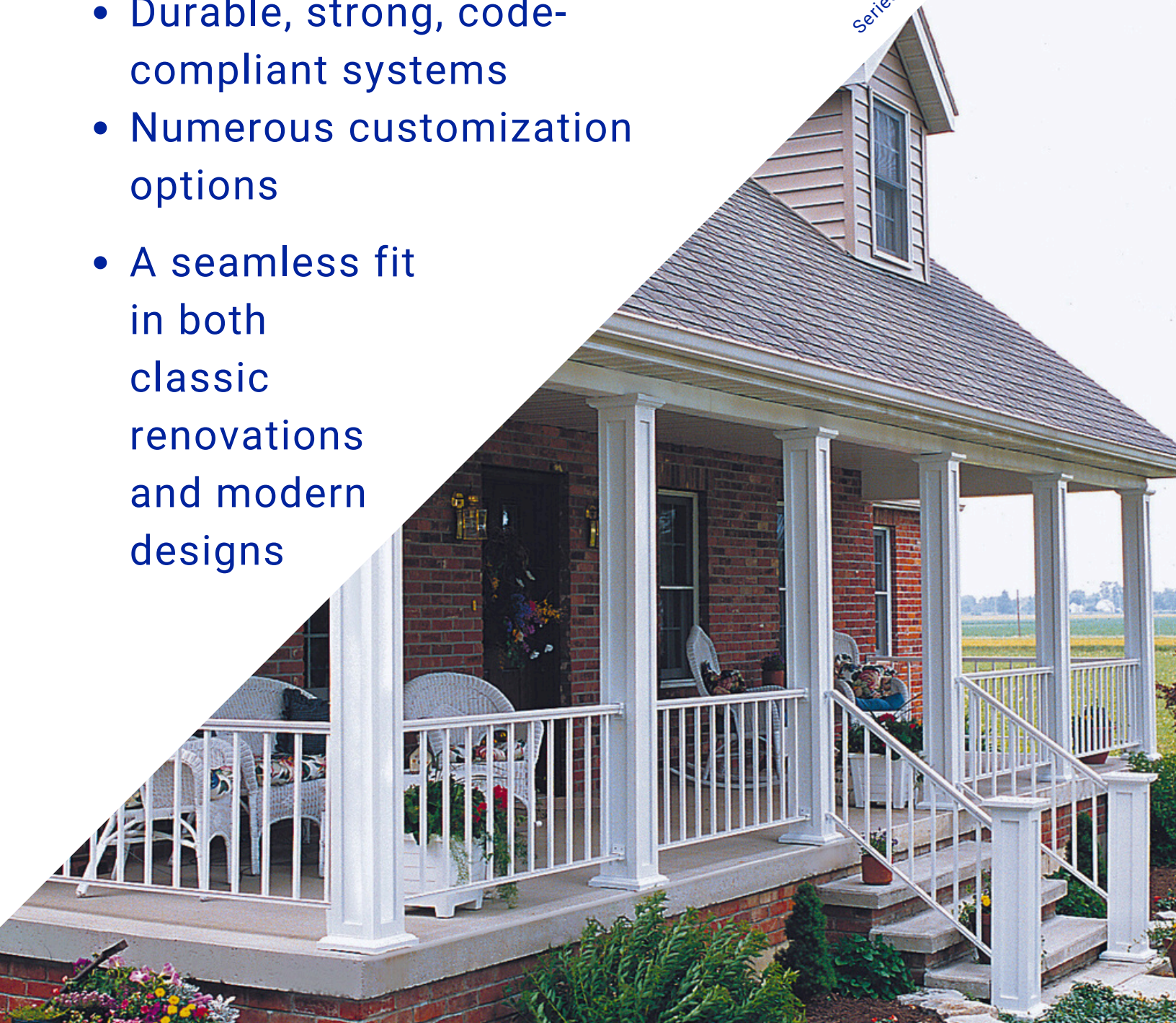
555 East Main St. | PO Box 430 | Russia, OH 45363
 937-526-4065 | Fax: 937-526-3904
 SuperiorAluminum.com
 info@superioraluminum.com

WHY SUPERIOR?

Superior Aluminum is the market leader in aluminum railing for multi-family and residential projects. We provide:

- Durable, strong, code-compliant systems
- Numerous customization options
- A seamless fit in both classic renovations and modern designs

Series 9P picket railing on a residential porch



Specifications for Series 9P aluminum picket railing can be found on our website.

[SEE SPECS HERE](#)

Interested in learning more about Superior Aluminum Products? We also offer a full line of **aluminum columns and fence**. Check out our product line to enhance your building project. We've been doing this since 1956!



Superior Aluminum Products
555 East Main Street, PO Box 430
Russia, OH 45363



S9-B January 2025