

**SUPERIOR**  
ALUMINUM PRODUCTS

ALUMINUM, PVC, & FIBERGLASS

# COLUMNS






# ALUMINUM COLUMNS

Traditional and modern styles combine with load-bearing strength and wrap-around functionality to make aluminum columns ideal for overhanging structures like porches and covered walkways.



- Four unique profiles with multiple size options
- Most columns are fully load-bearing up to certain specifications
- Columns feature wrap-around functionality for easy remodeling
- Smaller sizes can be installed by one person
- All columns are built with durable, maintenance-free aluminum
- Compatible with Superior Aluminum railing

## Wrap-Around Functionality



Square Smooth Aluminum Columns on a front porch



# SQUARE FLUTED

Superior's square fluted aluminum columns allow you to enjoy a natural look with minimal maintenance, are load-bearing up to 33,000 pounds, and are available in five finishes.



# SQUARE SMOOTH

Superior Aluminum square smooth columns add a sophisticated touch to your project while maintaining a clean look and feel. Simplify your projects with our square smooth columns that are load-bearing up to 50,000 pounds and are available in five finishes.





# SQUARE PANEL

Superior's square panel aluminum columns combine the traditional look you desire with a unique panel design that adds a touch of contemporary flair to your project. These columns are load-bearing up to 80,000 pound and available in five finish options.








# ROUND FLUTED

Superior's singular choice for round aluminum columns is the traditional-style round fluted column that provides a centuries-old style with load bearing capacity of 80,000 pounds and is available in white, sandstone, and satin anodized finishes.





# ALUMINUM COLUMN FINISHES & PRODUCT DATA

White	Black	Dark Bronze	Gray	Sandstone	Mill
					

Standard

Alternate color options



STANDARD



STANDARD



DORIC



DORIC



CHARLESTON



SCAMOZZI



SAVANNAH



CORINTHIAN

All columns available in white. Ask a Superior Representative about size availability in alternate colors. Mill is unfinished aluminum that can be painted for custom coloring.

## Square

Diameter	Lengths	Fluted Load Lbs.	Panel Load Lbs.	Smooth Load Lbs.	Outside Dimension	Max Square Encaseable*
4"	<u>8</u> , 10'	13,000	-	15,000	4"	3-1/8"
6"	<u>8</u> , 9, 10, <u>20</u> '	12,000	40,000	15,000	5-5/8"	4-3/16"
8"	<u>8</u> , 9, 10, 12, <u>20</u> '	18,000	60,000	24,000	7-1/2"	6-3/16"
10"	<u>8</u> , 10, <u>12</u> , <u>20</u> '	33,000	80,000	45,000	9-1/2"	8-1/16"
12"	<u>10</u> , 12, <u>16</u> , <u>20</u> '	27,660	75,000	50,000	11-1/2"	9-3/4"
16"	<u>16</u> , 20, <u>24</u> '	13,000	75,000	-	15-1/2"	13-3/4"

## Round

Diameter	Lengths	Load Lbs.	Outside Dimension	Inside Dimension	Max Square Encaseable*
6"	<u>8</u> , 9, 10, <u>12</u> '	13,000	5-5/8"	4-3/4"	3-1/2"
8"	<u>8</u> , 9, 10, <u>12</u> , 14, 16'	22,000	8"	7-1/8"	5-1/4"
10"	<u>8</u> , 9, 10, <u>12</u> , 14, 16, 18, <u>20</u> '	25,000	10"	8-7/8"	6-1/4"
12"	<u>8</u> , 9, 10, <u>12</u> ', 16, 18, <u>20</u> '	30,000	11-1/4"	9-7/8"	6-7/8"
15"	<u>12</u> ', 16, 18, <u>20</u> '	34,000	14-3/8"	13-1/8"	9-1/4"
18"	<u>16</u> , 18, <u>20</u> '	38,000	18"	16"	11-5/16"
24"	<u>16</u> , 18, 20, <u>24</u> '	50,000	24"	22"	15-9/16"
30"	<u>16</u> , 18, 20, <u>24</u> '	50,000	30"	28"	19-13/16"

\*The largest sized support structure that can be enclosed by the corresponding wrap-around column  
Tested lengths are underlined



PATENTED

# SNAP-TITE® PVC COLUMN WRAP

The market's only PVC Column Wrap that requires no PVC glue or adhesive. The product simply snaps together for the perfect column wrap!

- Patented design for quick assembly
  - **(Patent No. US11,346,111 B1)**
- Wood Grain and Smooth Textured designs available
- Built with cellular PVC to ensure longevity
- Matches home's exterior trim for a modern, uniform look
- Reduce installation time by up to 80%!
- No PVC Glue needed
- No reason to return next day to remove bungees & perform final touch up
- Paintable using acrylic paint with LRV 55 and above.



Our patented  
locking  
mechanism

Snap-Tite® is available in  
the following two textures:

Smooth Textured

Wood Grain



A photograph of a building's exterior porch. Several vertical wooden support columns are visible, standing on stone bases. The porch has a white ceiling and dark green siding on the building. The sky is overcast.**BEFORE**A photograph of the same building's exterior porch, but now the wooden columns have been replaced with white, square PVC columns. The porch still has a white ceiling and dark green siding. The sky is blue with some clouds.**AFTER**

## The Problem

In 2022, a newly-constructed retail store had a list of projects that needed to be completed, including finishing up the exterior to become inviting to the public. They, unfortunately, had precious little time remaining before the grand opening. How could they save time and have everything ready by opening day?

## The Solution

Wooden support beams were up, but they needed to be covered to match the aesthetic of the building. Column wraps historically take a while to be installed due to the amount of cutting, mitering, gluing, setting, etc. that needs to take place. Instead, the store turned toward Superior Aluminum's brand new Snap-Tite® PVC Columns as a time-saving alternative that did not sacrifice the desired style.

Unlike other PVC Wrap Around Column solutions, Superior's Snap-Tite® PVC Columns' patented design requires

none of the tedious tasks associated with standard column wraps. By simply being able to cut the staves to size and snap them around the wooden supports, the contractor saved over 30 minutes per column. In addition, no second trip was needed to take off straps or clean up excess glue. When all seven columns are considered, the contractor was able to free up an entire half day for one of their employees to be able to complete other punch list items.

## The Result

The time saved utilizing Snap-Tite® columns was able to be reinvested elsewhere, allowing the final punch list to be easily cleared in time and the store to have a successful opening.

The average time to assemble a column dropped from 45 minutes to 9 minutes with the new Snap-Tite® PVC columns.

**That's a time savings of 80%!**

# CASE STUDY

**Scan here  
to learn  
more:**





In addition to our new Snap-Tite® design, Superior also offers the following traditional PVC column wraps:

# SMOOTH, FLUTED, & PANEL PVC TRADITIONAL COLUMN WRAPS

- Perfect for covering unsightly support structures
- Weather and insect resistant, nearly maintenance-free!
- Pre-mitered corners for easier assembly



# CRAFTSMAN PVC COLUMN WRAPS

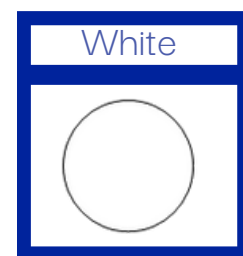
- Variety of sizes and tapered lengths for any project desired
- Cellular PVC ensures longevity
- Matches exterior trim for a modern, uniform look



\*Please note that all Craftsman & Traditional PVC Column Wraps require PVC Glue



# PVC COLUMN FINISHES & PRODUCT DATA



\*Please note that all PVC column wraps are non-load bearing and should only be used for decorative purposes.

## PVC Wraps

Style	Material Used	Finish	Widths Available	Lengths Available	Actual Widths	Inside Diameters	Requires PVC Glue
<b>PVC Snap-Tite® Column Wraps</b>	Cellular PVC	Smooth, Wood Grain	6", 8"	8', 10'	5-1/2", 7-1/2"	4-3/4", 6-3/4"	No
<b>PVC Smooth Column Wraps</b>	Cellular PVC	Smooth	10", 12"	8', 10', 12'	9-5/8", 11-5/8"	8-3/8", 10-3/8"	Yes
<b>PVC Fluted Column Wraps</b>	Cellular PVC	Smooth	6", 8", 10", 12"	8', 10', 12'	5-1/2", 7-1/2", 9-5/8", 11-5/8"	4-3/4", 6-3/4", 8-3/8", 10-3/8"	Yes
<b>PVC Panel Column Wraps</b>	Cellular PVC	Smooth	8", 10", 12"	8', 10', 12'	7-1/2", 9-5/8", 11-5/8"	6-3/4", 8-3/8", 10-3/8"	Yes
<b>PVC Tapered Column Wraps</b>	Cellular PVC	Panel, Smooth	12"x8", 16"x11", 20"x13", 24"x16"	4', 5', 5'6", 6', 6'6", 8'	12"x8", 16"x11", 20"x13", 24"x16"	Ask Superior representative for the full list	Yes

## Caps, Bases, & Accessories

Style	Material Used	Finish	Sizes Available	Requires PVC Glue
<b>Uptown Cap &amp; Base</b>	ASA	Smooth	6", 8"	No
<b>Parkway Cap &amp; Base</b>	ASA	Smooth	6", 8"	No
<b>Box Set Cap &amp; Base</b>	Cellular PVC	Smooth	6", 8", 10", 12"	Yes
<b>Craftsman Style Cap &amp; Base</b>	Cellular PVC	Smooth	8", 11", 13", 16"	Yes
<b>Non-Tapered Astragal</b>	Cellular PVC	Smooth	6", 8", 10", 12"	Yes

**Uptown Cap & Base for Snap-Tite® PVC columns:**



**Parkway Cap & Base for Snap-Tite® PVC columns:**



All PVC Columns that are not Snap-Tite® come with a cap & base in the box set. The above options can be paired with either size or texture of Snap-Tite®.



# FIBERGLASS COLUMNS

Classic architectural style meets modern-day durability to build elegant load-bearing support for any overhang.


- Six diverse column profiles
- Columns available in tapered and non-tapered designs
- Eight cap and base options
- Thousands of combinations of profile, width, height, cap, and base
- Load-Bearing up to 80,000 pounds.

See full cap and base offering for fiberglass columns at [www.SuperiorAluminum.com](http://www.SuperiorAluminum.com).





# FIBERGLASS COLUMN FINISHES & PRODUCT DATA



All Fiberglass Columns come primed and ready to paint.

Ask a Superior Representative for more specifications and styles not listed.

## Round Tapered

Column Size	Lengths	Smooth Load lbs.	Outside Diameter (bottom)	Max Square Encaseable
6"	8', 9'	8,000	5-1/2"	2-3/8"
8"	8', 9', 10'	10,000	7-1/2"	3-1/2"
10"	8', 10', 12'	14,000	9-1/2"	4-7/8"
12"	8', 10', 12', 14', 16', 18'	18,000	11-1/2"	5-7/8"
14"	8', 9', 10', 12', 14', 16', 18'	20,000	13-1/2"	7"
16"	8', 10', 12', 14', 16', 18', 20'	20,000	15-5/8"	8-1/4"
18"	8', 10', 12', 14', 16', 18', 20', 22'	20,000	17-11/16"	9-3/8"
20"	12', 14', 16', 18', 20', 22'	20,000	19-3/4"	10-7/8"

## Round Non-Tapered

Column Diameter	Lengths	Loab lbs.	Outside Dimension	Max Square Encaseable
8"	6', 9', 10'	10,000	7-1/2"	5-3/16"
10"	8', 9', 10'	14,000	9-1/2"	7"
12"	6', 9', 10', 12'	18,000	11-1/2"	9"
14"	6', 9', 10', 12', 14'	20,000	13-1/2"	10"
16"	6', 9', 10', 12', 14', 16'	20,000	15-5/8"	11-3/4"
18"	6', 9', 10', 12', 14', 16'	20,000	17-11/16"	13-3/8"

## Square Tapered

Column Size	Lengths	Load lbs.	Top Shaft Width	Max Square Encaseable
10" > 8"	5'-6", 8', 10'	14,000	7-5/8"	4-1/8"
12" > 10"	5'-6", 8'	18,000	9-5/8"	5-5/8"
14" > 10"	12'	20,000	9-5/8"	5-5/8"
16" > 10"	5', 8'	20,000	9-5/8"	5-3/8"
18" > 10"	10'	20,000	9-5/8"	5-1/8"

## Square Non-Tapered

Column Size	Lengths	Load lbs.	Max Square Encaseable
6"	4', 6', 8', 9', 10'	8,000	2-7/8"
8"	4', 6', 8', 9', 10', 12', 14', 16', 18'	10,000	4-1/4"
10"	4', 6', 8', 9', 10', 12', 14', 16', 18'	14,000	5-3/4"
12"	4', 6', 8', 9', 10', 12', 14', 16', 18'	18,000	7-1/8"
14"	4', 6', 8', 9', 10', 12', 14', 16', 18', 20'	18,000	8-9/16"
16"	4', 6', 8', 9', 10', 12', 14', 16', 18', 20'	20,000	9-3/4"
20"	4', 6', 8', 9', 10', 12', 14', 16', 18', 20'	20,000	12-1/2"
24"	4', 6', 8', 9', 10', 12', 14', 16', 18', 24'	20,000	15-5/8"

Interested in learning more about Superior Aluminum Products? We also offer a full line of **aluminum railing and fence**. Check out our product line to enhance your building project. We've been doing this since 1956!

Visit **[www.superioraluminum.com](http://www.superioraluminum.com)**, or contact us at **[info@superioraluminum.com](mailto:info@superioraluminum.com)** or **800-548-8656** and ask for an in-depth product specific brochure!



**Superior Aluminum Products**

555 East Main Street, PO Box 430

Russia, OH 45363



S1-B January 2024