

# SUPERIOR Aluminum Residential Railings & Columns

SERIES  
6



Versatile Railing & Columns for Residential Use

[SuperiorAluminum.com](http://SuperiorAluminum.com)



# SUPERIOR Aluminum Residential Railings & Columns

Beauty, strength, and versatility combined to suit any architectural style.

Superior Series 6E Economy Picket Aluminum Railings offer the most design features for the residential or low rise, garden-type apartment market. High quality aluminum extrusions and castings are used to provide maximum strength and support.

The Series 6E streamlined design presents an attractive appearance, while still maintaining the advantages of aluminum – strong, durable, and rust-free. These characteristics make aluminum railings a practical, sound investment for any owner concerned about overall cost.

Superior Series 6E Economy Railings are custom-made to your specifications, and are available in heights from 32" to 42". This railing can be purchased factory assembled, or it can be purchased K-D and assembled at the jobsite.


Specify Superior Aluminum columns, inserts, and scrolls to add even more versatility to the Series 6E Railing.



Series 6E Railing with Superior Round Fluted Columns

## Finishes

Four decorative finishes add a distinctive touch to any building. Whether PPG Duracron paint or anodized, these finishes are guaranteed to endure for years of continued service and maintenance-free beauty.



White



Black



Satin Anodized



Dark Bronze


Select the railing designs and picket pattern to suit your needs.



Straight Pattern



Twisted Pattern



Straight & Twisted Pattern

## Series 6E Economy Picket Railing

Consider the Advantages

**Versatility** – Complete range of sizes, three picket patterns and a wide variety of scrolls.

**Durability** – All aluminum construction, plus electrostatic painting or anodizing.

**Easy Installation** – Unique, no-weld design, utilizing cast aluminum fittings.

**Standard Railing** – Available in 32", 36" or 42" heights.

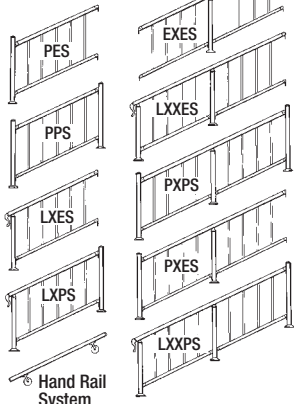
**Step Rails** – Furnished with swivel fittings, it will adjust to any step angle.



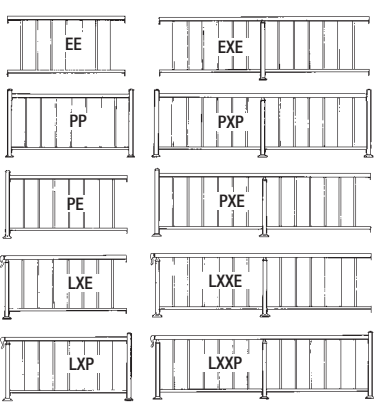
Series 6E Railing with Superior Square Panel Columns

## Design Selections

### Step Rails



### Straight Rails



## Specifications

**MATERIALS** - All rails and posts shall be formed from 6063-T6 extruded aluminum alloys. All railing accessories shall be cast from ANSI 713 alloy. All exposed fasteners used in the system shall be aluminum or stainless steel.

**INSTALLATION** - The railing system shall consist of 1-½" square posts that can be either base mounted or embedded into concrete. The top rail shall be a minimum 1-½" wide and the bottom rail a minimum of 1-3/8" wide. Pickets shall be ½" square on approximately 6", 4", or 3" centers and shall run between the top and bottom rail. The rail shall be continuous lengths up to 16'. The railing system will adapt to step railing requirements by specifying a rectangular hole in the bottom rail.

**SCOPE OF WORK** - Superior Series 6E Railing shall be manufactured and supplied by Superior Aluminum Products, Inc., 555 E. Main St., Russia, Ohio 45363.



# Series 6D

## Decorative Ornamental Columns


### Elegance & Strength Combined

Superior Series 6D Ornamental Aluminum Columns add architectural interest to any home, apartment, or small commercial building. Period or contemporary. Old or new world look. There's a column design to meet a wide spectrum of needs and tastes.

The delicate beauty of Series 6E columns belies their rugged strength. A standard (8") 1 1/2" flat column, for example, can support up to 2,500 lbs. A 1 1/2" standard height corner column can support up to 6,500 lbs.! With Superior Aluminum Columns you get elegance and strength combined.




Superior Series 9 Railing with Series 6D Decorative Columns



To order, use the numbers as described below:  
Even numbers (302, 304, etc.) are for flat columns.  
Odd numbers (303, 305, etc.) are for corner columns.



Superior Series 9 Railing with Series 6D Decorative Columns



**NOTE:** Designs marked with an asterisk (352, 353, 354 and 355) are shown as a 12" wide column.

### Ten Attractive Designs

All columns shown above are available in 1" square extruded tube by 9" wide overall. The 352/353 and 354/355 designs are also available in 1 1/2" square extruded tube by 12" wide overall and available with 2" or 2 1/2" square tubing.

Standard columns are fabricated 8 ft. high with top and bottom brackets. Custom heights are available as required. The 9" columns are available in all colors, while the 8" columns are available in white, black, anodized and mill.

# SUPERIOR

## ALUMINUM PRODUCTS

555 East Main St. | PO Box 430 | Russia, OH 45363

937-526-4065 | Fax: 937-526-3904

[SuperiorAluminum.com](http://SuperiorAluminum.com) | [info@superioraluminum.com](mailto:info@superioraluminum.com)